

Specifications

Sonoma Instrument® 330 Broadband Amplifier

Bandwidth	10 kHz - 2.5 GHz	- 3 dB, rel. to gain at 1 GHz at 1 GHz
Gain	20 ± 1.5 dB 10 V / V	inverting, 50 Ω load 20 kHz - 2 GHz
Gain Flatness	± 0.5 dB typ. / ± 0.75 dB max.	
Noise Figure	7.3 dB typ. 8 dB max.	at 100 MHz at 100 MHz
Maximum Output Level	+11.7 dBm	at 1 GHz
Output at 1dB Gain Compression	+9.7 dBm typ.	at 1 GHz
Harmonic Distortion	- 43 dBc	0 dBm output, 300 MHz
Third Order Intercept Point	+ 22 dBm typ.	at 300 MHz
Impedance	50 Ω	a.c. coupled
Input Return Loss	14 dB > 11 dB typ.	300 kHz - 1 GHz 1 - 2 GHz
Output Return Loss	14 dB > 9 dB typ. > 6 dB typ.	300 kHz - 500 MHz 500 MHz - 1 GHz 1 - 2 GHz
Reverse Isolation	45 dB	300 kHz - 2 GHz
Transition Time	140 psec	
Group Delay Variation	± 60 psec	45 MHz - 2 GHz

Input Damage Level: ± 3V D.C.
+ 13 dBm

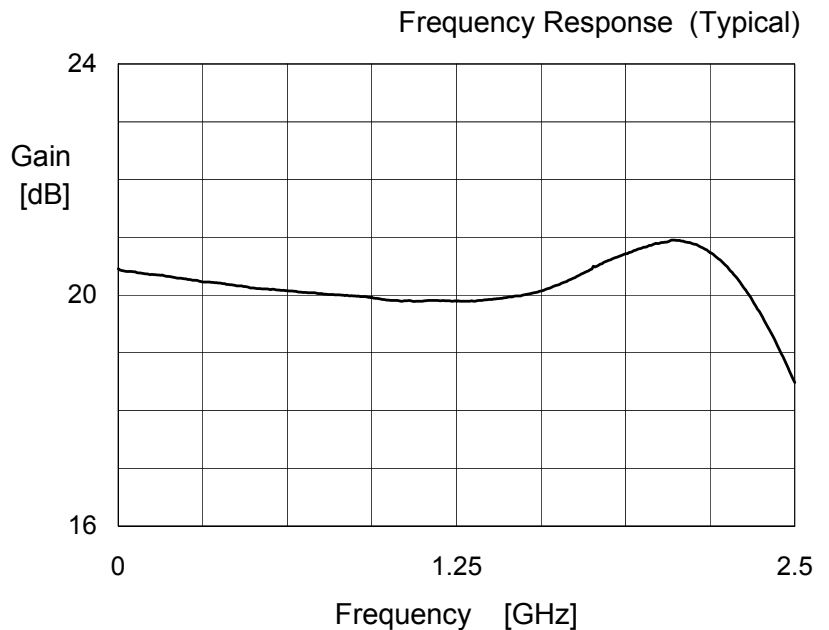
Connectors:
BNC (Model 330B) or
Type N (Model 330N)

Temperature Range:
Operating: 0 to + 55 °C
Storage: - 25 to + 75 °C

Power Requirements:
100, 120, 220, or 240 V AC, ± 10%
50 - 60 Hz, 20 VA

Size: 3.6 × 4.3 × 7.2" (H × W × D)
91 × 109 × 183 mm

Net Weight: 3.3 lb / 1.5 kg



DATA SUBJECT TO CHANGE

SONOMA INSTRUMENT

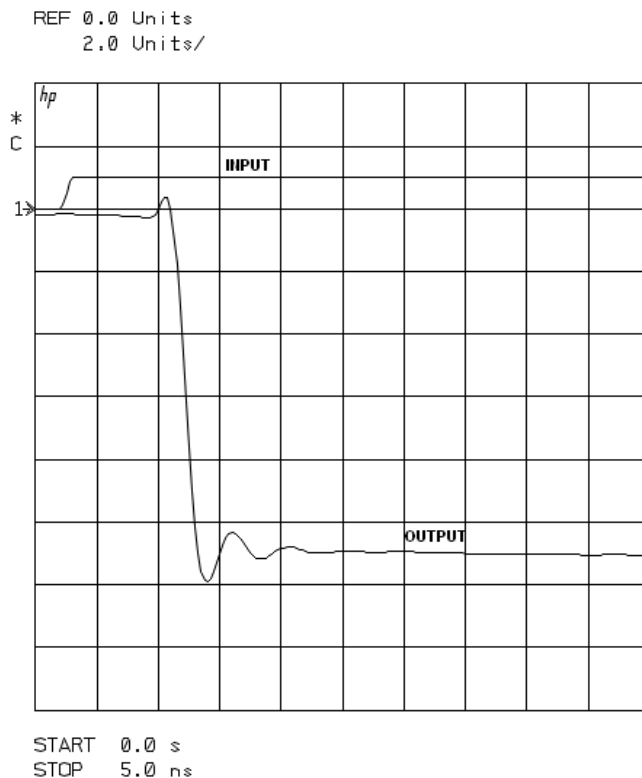
P.O. Box 9011, Santa Rosa, California 95405

Tel. 707-542-8569

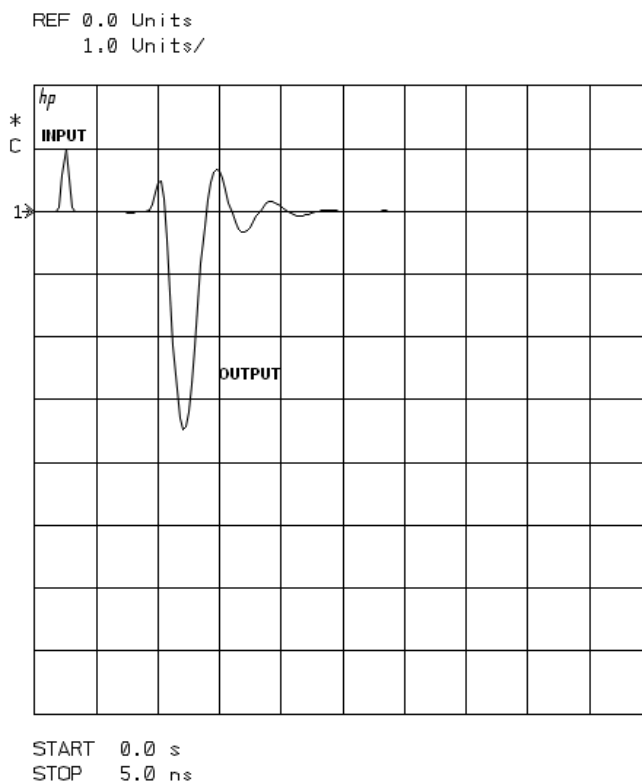
Fax. 707-542-1551

March 2014 © Sonoma Instrument Co.

www.sonoma-instrument.com



Step Response

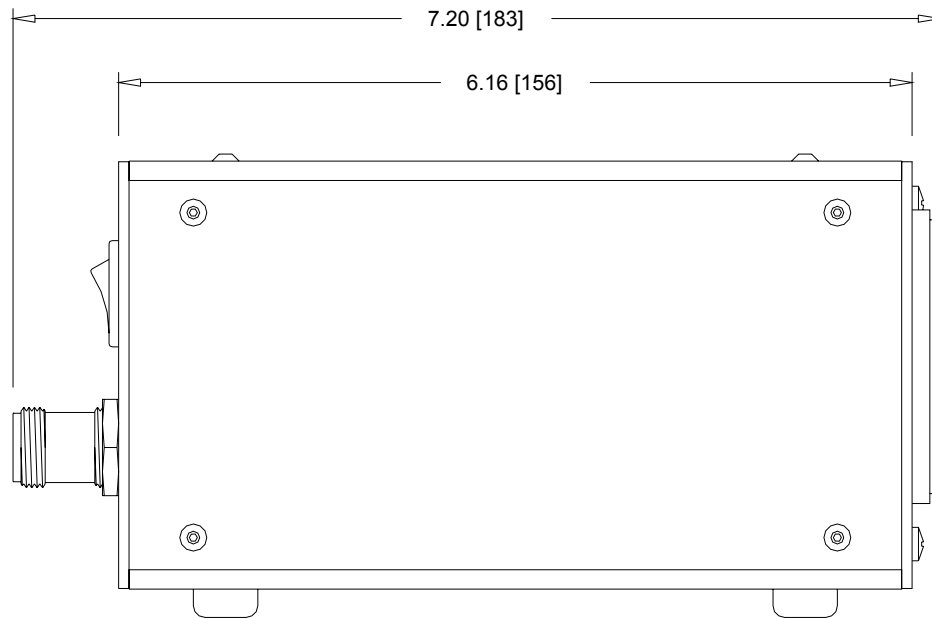
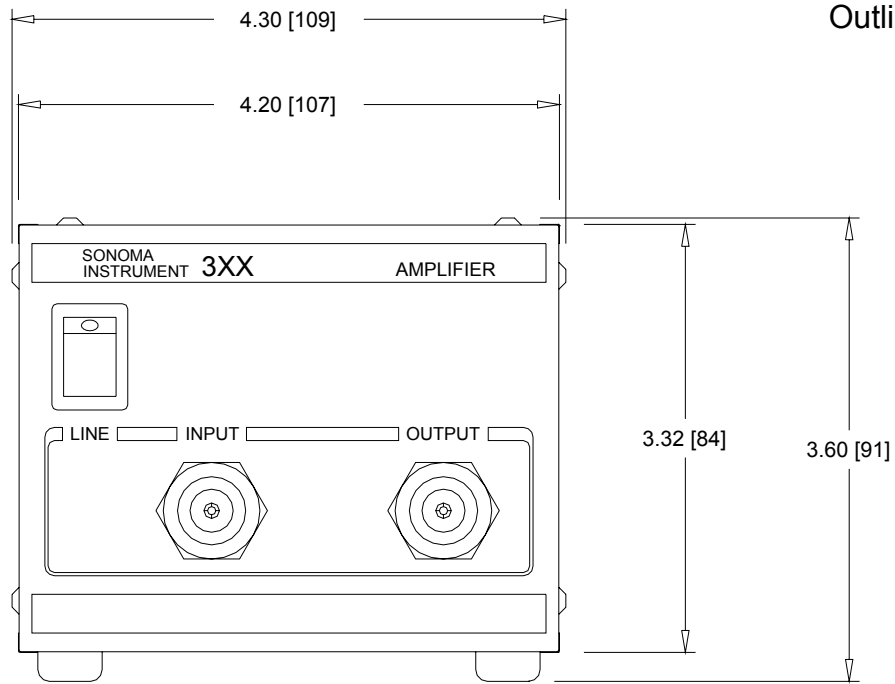


Pulse Response

DATA SUBJECT TO CHANGE

Outline Drawing

inch [mm]



DATA SUBJECT TO CHANGE

**SONOMA
INSTRUMENT**

P.O. Box 9011, Santa Rosa, California 95405

Tel. 707-542-8569

Fax. 707-542-1551

March 2014 © Sonoma Instrument Co.

www.sonoma-instrument.com